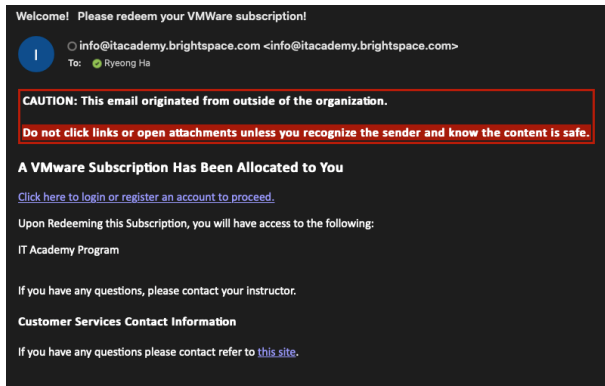

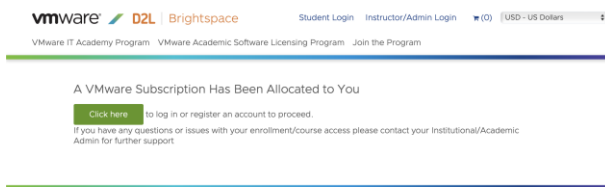


VMWare Instructions

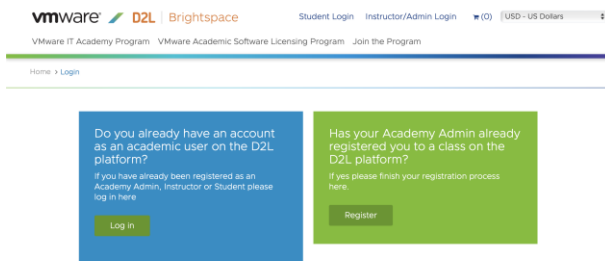
1. You will first receive an email like the one below.



2. Click on the “Click here to login or register and account to proceed.” Link. This will bring you to this site.



3. Click on the “Click here” button which brings you to this page



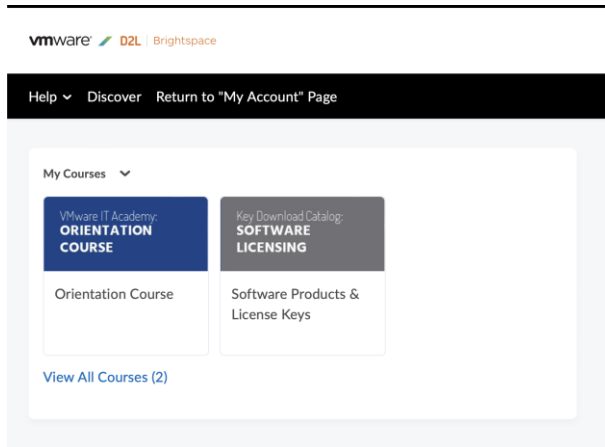
4. Click on the green “Register” button that will take you to this page

5. Fill in your account details then click on the Create Account button which will take you to this page

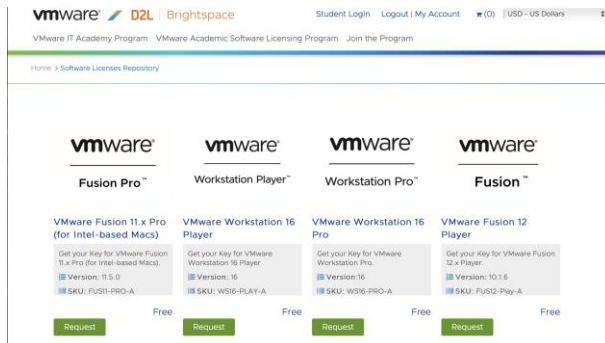
6. Click continue which will take you to this page

7. Make sure your information is correct and click on the “Click here to redeem” button which will take you to this page

- Click on the **blue highlighted** “Click here to go to your courses at D2L Brightspace” which will take you to this page



- Click on the **Grey** “Key Download Catalog Software Licensing which will take you to this page



- Enjoy!

For your reference here is the link to <https://itacademy.vmware.com>